

Supplemental materials for:

Naji L, Randhawa H, Sohani Z, et al. Digital rectal examination for prostate cancer screening in primary care: a systematic review and meta-analysis. *Ann Fam Med*. 2018;16(2):149-154.

Figure A1. QUADAS-2 Quality Assessment Graph

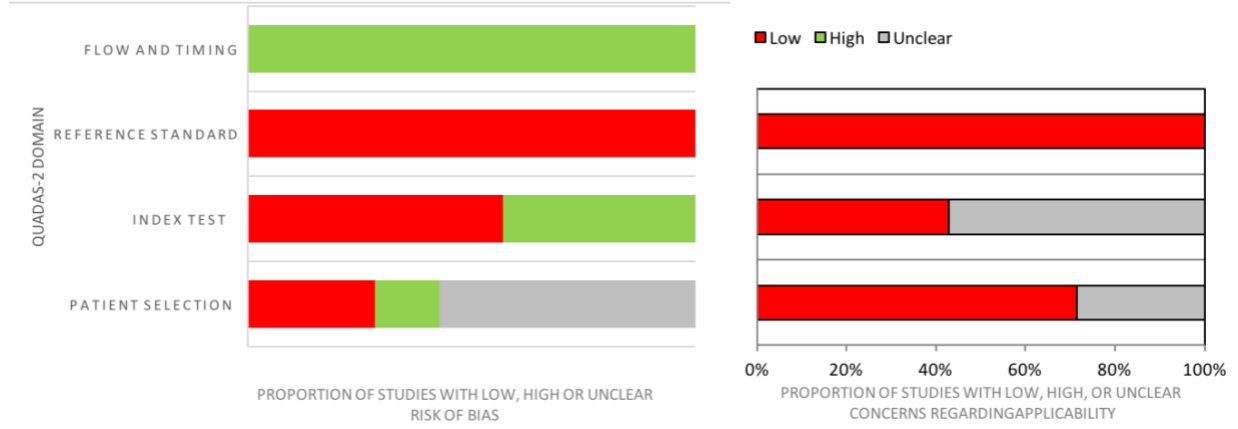
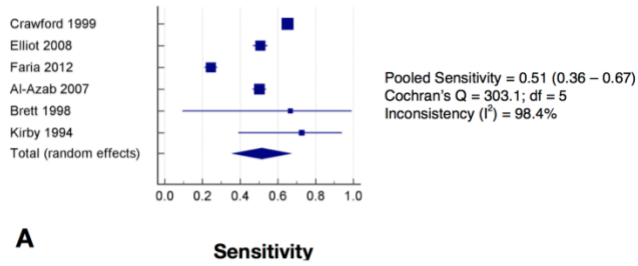
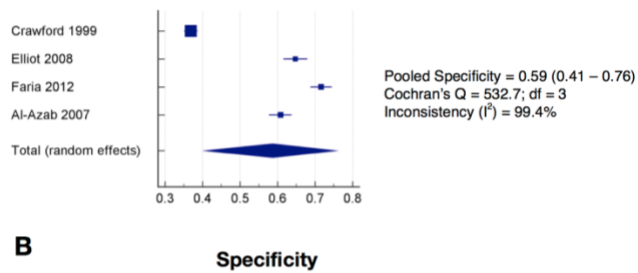


Figure A2. Pooled sensitivity, specificity, PPV and NPV from the meta-analysis of studies reporting adequate data on diagnostic statistics of the DRE in a primary care setting

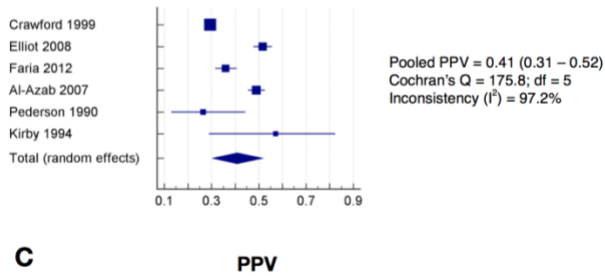
Pooled Sensitivity



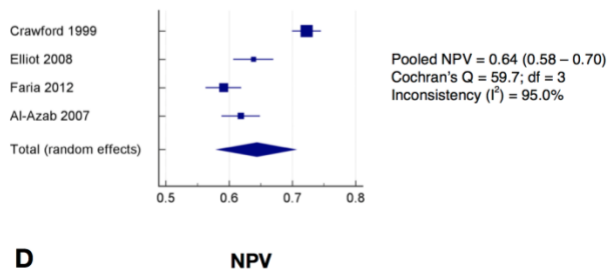
Pooled Specificity



Pooled PPV



Pooled NPV



A=pooled sensitivity; B=pooled specificity; C=pooled PPV; D=pooled NPV. Reported values in brackets represent 95% CI.

Methodological Details: Common Search Strategy Adapted for Six Electronic Bibliographic Databases

A) Ovid MEDLINE

Citations yielded = 2713

1. exp Prostatic Neoplasms/
2. (prostat* adj2 (cancer* or tumo?r* or neoplas* or adenoma* or adenocarcinoma* or carcinoma*)).mp.
3. 1 or 2
4. digital rectal examination/
5. ((rectal or rectum*) adj2 (exam* or palpat* or touch*)).mp.
6. DRE.mp.
7. aDRE.mp.
8. nodul*.mp.
9. or/4-8
10. Biopsy/
11. exp Biopsy, Needle/
12. exp Image-Guided Biopsy/
13. biops*.mp.
14. or/10-13
15. 3 and 9 and 14
16. remove duplicates from 15

B) Ovid Embase

Citations yielded = 5181

1. exp prostate tumor/

2. (prostat* adj2 (cancer* or tumo?r* or neoplas* or adenoma* or adenocarcinoma* or carcinoma*)).mp.
3. 1 or 2
4. digital rectal examination/
5. DRE.mp.
6. aDRE.mp.
7. ((rectal or rectum) adj2 (exam* or palpat* or touch*)).mp.
8. nodul*.mp.
9. or/4-8
10. biopsy/
11. exp needle biopsy/
12. exp image guided biopsy/
13. biops*.mp.
14. or/10-13
15. 3 and 9 and 14
16. remove duplicates from 15

C) Ovid Cochrane Database of Systematic Reviews

Citations yielded = 13

1. (prostat* adj2 (cancer* or tumo?r* or neoplas* or adenoma* or adenocarcinoma* or carcinoma*)).mp.
2. ((rectal or rectum*) adj2 (exam* or palpat* or touch*)).mp.
3. DRE.mp.
4. aDRE.mp.
5. nodul*.mp.
6. or/2-5
7. biops*.mp.
8. 1 and 6 and 7

9. remove duplicates from 8

D) Ovid Cochrane Central

Citations yielded = 220

1. exp Prostatic Neoplasms/
2. (prostat* adj2 (cancer* or tumo?r* or neoplas* or adenoma* or adenocarcinoma* or carcinoma*)).mp.
3. 1 or 2
4. digital rectal examination/
5. ((rectal or rectum*) adj2 (exam* or palpat* or touch*)).mp.
6. DRE.mp.
7. aDRE.mp.
8. nodul*.mp.
9. or/4-8
10. Biopsy/
11. exp Biopsy, Needle/
12. exp Image-Guided Biopsy/
13. biops*.mp.
14. or/10-13
15. 3 and 9 and 14
16. remove duplicates from 15

E) Ovid DARE

Citations yielded = 15

1. exp Prostatic Neoplasms/
2. (prostat* adj2 (cancer* or tumo?r* or neoplas* or adenoma* or adenocarcinoma* or carcinoma*)).mp.
3. 1 or 2
4. digital rectal examination/
5. ((rectal or rectum*) adj2 (exam* or palpat* or touch*)).mp.
6. DRE.mp.
7. aDRE.mp.
8. nodul*.mp.
9. or/4-8
10. Biopsy/
11. exp Biopsy, Needle/
12. exp Image-Guided Biopsy/
13. biops*.mp.
14. or/10-13
15. 3 and 9 and 14
16. remove duplicates from 15

F) CINAHL

Citations yielded = 75

S1. (MH "Prostatic Neoplasms+")

S2. (prostat* N2 (cancer* or tumor* or neoplas* or adenoma* or adenocarcinoma* or carcinoma*))

S3. S1 or S2

S4. (MH "Digital Rectal Examination")

S5. DRE

S6. aDRE

S7. ((rectal or rectum) N2 (exam* or palpat* or touch*))

S8. nodul*

S9. S4 OR S5 OR S6 OR S7 OR S8

S10. (MH "Biopsy, Needle")

S11. biops*

S12. S10 OR S11

S13. S3 AND S9 AND S12